

## NCERT Solution for Class 12 Chemistry Chapter 3 Electrochemistry

**Q 3.1:**

Arrange the following metals in the order in which they displace each other from the solution of their salts.

Al, Cu, Fe, Mg and Zn

**Answer:**

According to their reactivity, the given metals replace the others from their salt solutions in the said order: Mg, Al, Zn, Fe, Cu.

Mg: Al: Zn: Fe: Cu

**Q 3.2:**

Given the standard electrode potentials,

$K^+/K = -2.93V$ ,

$Ag^+/Ag = 0.80V$ ,

$Hg^{2+}/Hg = 0.79V$

$Mg^{2+}/Mg = -2.37 V$ ,  $Cr^{3+}/Cr = -0.74V$

Arrange these metals in their increasing order of reducing power.

**Ans:**

The reducing power increases with the lowering of reduction potential. In order of given standard electrode potential (increasing order) :  $K^+/K < Mg^{2+}/Mg < Cr^{3+}/Cr < Hg^{2+}/Hg < Ag^+/Ag$

Thus, in the order of reducing power, we can arrange the given metals as  $Ag < Hg < Cr < Mg < K$

**Q 3.3 :**

Depict the galvanic cell in which the reaction

$Zn(s) + 2Ag^+(aq) \rightarrow Zn^{2+}(aq) + 2Ag(s)$  takes place. Further show:

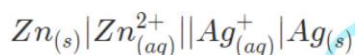
(i) Which of the electrode is negatively charged?

(ii) The carriers of the current in the cell.

(iii) Individual reaction at each electrode.

**Ans :**

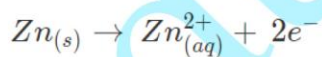
The galvanic cell in which the given reaction takes place is depicted as:



(i) The negatively charged electrode is the Zn electrode (anode)

(ii) The current carriers in the cell are ions. Current flows to zinc from silver in the external circuit.

(iii) Reaction at the anode is given by :



Reaction at the anode is given by :

**Q 3.4:**

Calculate the standard cell potentials of galvanic cell in which the following reactions take place:

(i)  $2Cr(s) + 3Cd^{2+}(aq) \rightarrow 2Cr^{3+}(aq) + 3Cd$

(ii)  $Fe^{2+}(aq) + Ag^+(aq) \rightarrow Fe^{3+}(aq) + Ag(s)$

Calculate the  $\Delta_r G^\circ$  and equilibrium constant of the reactions.

**Ans :**

1. a) We know that resistors  $r_1 = 1 \Omega$ ,  $r_2 = 2 \Omega$  and  $r_3 = 3 \Omega$  are combined in series.

The total resistance of the above series combination can be calculated by the algebraic sum of individual resistances as follows:

$$R_{eq} = 1 \Omega + 2 \Omega + 3 \Omega = 6 \Omega$$

Thus calculated  $R_{eq} = 6 \Omega$

b) Let us consider  $I$  to be the current flowing the given circuit

Also,

The emf of the battery is  $E = 12 \text{ V}$

Total resistance of the circuit (calculated above) =  $R = 6 \Omega$

Using Ohm's law, relation for current can be obtained as

$$I = \frac{E}{R}$$

Substituting values in the above equation, we get

$$I = \frac{12}{6} = 2 \text{ A}$$

Therefore, the current calculated is  $2 \text{ A}$

Let the Potential drop across  $1 \Omega$  resistor =  $V_1$

The value of  $V_1$  can be obtained from Ohm's law as :

$$V_1 = 2 \times 1 = 2 \text{ V}$$

Let the Potential drop across  $2 \Omega$  resistor =  $V_2$

The value of  $V_2$  can be obtained from Ohm's law as :

$$V_2 = 2 \times 2 = 4 \text{ V}$$

Let the Potential drop across  $3 \Omega$  resistor =  $V_3$

The value of  $V_3$  can be obtained from Ohm's law as :

$$V_3 = 2 \times 3 = 6 \text{ V}$$

Therefore, the potential drops across the given resistors  $r_1 = 1 \Omega$ ,  $r_2 = 2 \Omega$  and  $r_3 = 3 \Omega$  are calculated to be

$$V_1 = 2 \times 1 = 2 \text{ V}$$

$$V_2 = 2 \times 2 = 4 \text{ V}$$

$$V_3 = 2 \times 3 = 6 \text{ V}$$

#### Question 3.4 :

a) Three resistors  $2 \Omega$ ,  $4 \Omega$  and  $5 \Omega$  are combined in parallel. What is the total resistance of the combination?

b) If the combination is connected to a battery of emf  $20 \text{ V}$  and negligible internal resistance, determine the current through each resistor, and the total current drawn from the battery.

#### Answer 3.4 :

A) Resistors  $r_1 = 1 \Omega$ ,  $r_2 = 2 \Omega$  and  $r_3 = 3 \Omega$  are combined in parallel

Hence the total resistance of the above circuit can be calculated by the following formula :

$$\frac{1}{R} = \frac{1}{R_1} + \frac{1}{R_2} + \frac{1}{R_3} \quad \frac{1}{R} = \frac{1}{2} + \frac{1}{4} + \frac{1}{5} \quad \frac{1}{R} = \frac{10+5+4}{20} \quad \frac{1}{R} = \frac{19}{20}$$

Therefore, total resistance of the parallel combination given above is given by :

$$R = \frac{19}{20}$$

B) Given that emf of the battery,  $E = 20 \text{ V}$

Let the current flowing through resistor  $R_1$  be  $I_1$

$I_1$  is given by :

$$I_1 = \frac{V}{R_1} \quad I_1 = \frac{20}{2} \quad I_1 = 10A$$

Let the current flowing through resistor  $R_2$  be  $I_2$

$I_2$  is given by :

$$I_2 = \frac{V}{R_2} \quad I_2 = \frac{20}{4} \quad I_2 = 5A$$

Let the current flowing through resistor  $R_3$  be  $I_3$

$I_3$  is given by :

$$I_3 = \frac{V}{R_3} \quad I_3 = \frac{20}{5} \quad I_3 = 4A$$

Therefore, the total current can be found by the following formula :

$$I = I_1 + I_2 + I_3 = 10 + 5 + 4 = 19A$$

therefore the current flowing through each resistors is calculated to be :

$$I_1 = 10A \quad I_2 = 5A \quad I_3 = 4A$$

and the total current is calculated to be,  $I = 19A$

#### Question 3.5 :

*At room temperature (27.0 °C) the resistance of a heating element is 100 Ω. What is the temperature of the element if the resistance is found to be 117 Ω, given that the temperature coefficient of the material of the resistor is  $1.70 \times 10^{-4} \text{ } ^\circ\text{C}^{-1}$ .*

#### Answer 3.5 :

Given that the room temperature,  $T = 27^\circ \text{C}$

The heating element has a resistance of,  $R = 100 \Omega$

Let the increased temperature of the filament be  $T_1$

At  $T_1$ , the resistance of the heating element is  $R_1 = 117 \Omega$

Temperature coefficient of the material used for the element is  $1.70 \times 10^{-4} \text{ } ^\circ\text{C}^{-1}$

$$\alpha = 1.70 \times 10^{-4} \text{ } ^\circ\text{C}^{-1}$$

$\alpha$  is given by the relation ,

$$\alpha = \frac{R_1 - R}{R(T_1 - T)} \quad T_1 - T = \frac{R_1 - R}{R\alpha} \quad T_1 - 27 = \frac{117 - 100}{100(1.7 \times 10^{-4})} \quad T_1 - 27 = 1000$$

$$T_1 = 1027^\circ \text{C}$$

Therefore, the resistance of the element is 117 Ω at  $T_1 = 1027^\circ \text{C}$

#### Question 3.6 :

*A negligibly small current is passed through a wire of length 15 m and uniform cross-section  $6.0 \times 10^{-7} \text{ m}^2$ , and its resistance is measured to be 5.0 Ω. What is the resistivity of the material at the temperature of the experiment?*

#### Answer 3.6 :

Given that the length of the wire,  $L = 15 \text{ m}$

Area of cross - section is given as,  $a = 6.0 \times 10^{-7} \text{ m}^2$

Let the resistance of the material of the wire be,  $R$ , ie.,  $R = 5.0 \Omega$

Resistivity of the material is given as  $\rho$

$$R = \rho \frac{L}{A} \quad \rho = \frac{RA}{L} = \frac{5 \times 6 \times 10^{-7}}{15} = 2 \times 10^{-7}$$

Therefore, the resistivity of the material is calculated to be  $2 \times 10^{-7}$



**Question 3.7 :**

A silver wire has a resistance of  $2.1 \Omega$  at  $27.5^\circ\text{C}$ , and a resistance of  $2.7 \Omega$  at  $100^\circ\text{C}$ . Determine the temperature coefficient of resistivity of silver.

**Answer 3.7 :**

Given :

Given that temperature  $T_1 = 27.5^\circ\text{C}$

Resistance  $R_1$  at temperature  $T_1$  is given as :

$$R_1 = 2.1 \Omega \text{ (at } T_1 \text{)}$$

Given that temperature  $T_2 = 100^\circ\text{C}$

Resistance  $R_2$  at temperature  $T_2$  is given as :

$$R_2 = 2.7 \Omega \text{ (at } T_2 \text{)}$$

Temperature coefficient of resistivity of silver =  $\alpha$

$$\alpha = \frac{R_2 - R_1}{R_1 (T_2 - T_1)} \quad \alpha = \frac{2.7 - 2.1}{2.1(100 - 27.5)} = 0.0039^\circ\text{C}^{-1}$$

Therefore, the temperature coefficient of resistivity of silver is  $0.0039^\circ\text{C}^{-1}$

**Question 3.8 :**

A heating element using nichrome connected to a  $230\text{ V}$  supply draws an initial current of  $3.2\text{ A}$  which settles after a few seconds to a steady value of  $2.8\text{ A}$ . What is the steady temperature of the heating element if the room temperature is  $27.0^\circ\text{C}$ ? Temperature coefficient of resistance of nichrome averaged over the temperature range involved is  $1.70 \times 10^{-4}^\circ\text{C}^{-1}$ .

**Answer 3.8 :**

In the given problem,

The supply voltage is  $V = 230\text{ V}$

The initial current drawn is  $I_1 = 3.2\text{ A}$

Consider the initial resistance to be  $R_1$ , which can be found by the following relation :

$$R_1 = \frac{V}{I}$$

Substituting values, we get

$$R_1 = \frac{230}{3.2} = 71.87 \Omega$$

Value of current at steady state,  $I_2 = 2.8\text{ A}$

Value of resistance at steady state =  $R_2$

$R_2$  can be calculated by the following equation :

$$R_2 = \frac{230}{2.8} \quad R_2 = 82.14 \Omega$$

The temperature coefficient of nichrome averaged over the temperature range involved is  $1.70 \times 10^{-4}^\circ\text{C}^{-1}$

Value of initial temperature of nichrome,  $T_1 = 27.0^\circ\text{C}$

Value of steady state temperature reached by nichrome =  $T_2$

This temperature  $T_2$  can be obtained by the following formula :

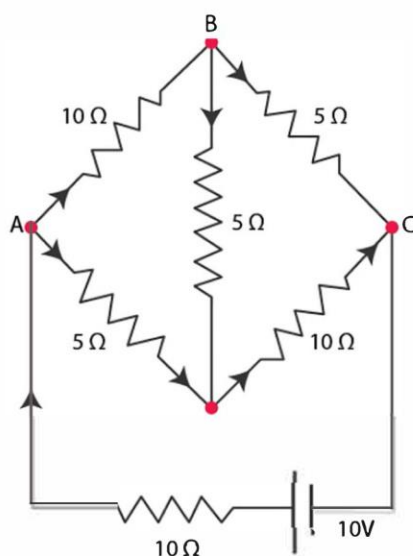
$$\alpha = \frac{R_2 - R_1}{R_1 (T_2 - T_1)} \quad T_2 - 27 = \frac{82.14 - 71.87}{71.87(1.7 \times 10^{-4})} \quad T_2 - 27 = 840.5$$

$$T_2 = 840.5 + 27 = 867.5^\circ\text{C}$$

Hence, the steady temperature of the heating element is  $867.5^\circ\text{C}$

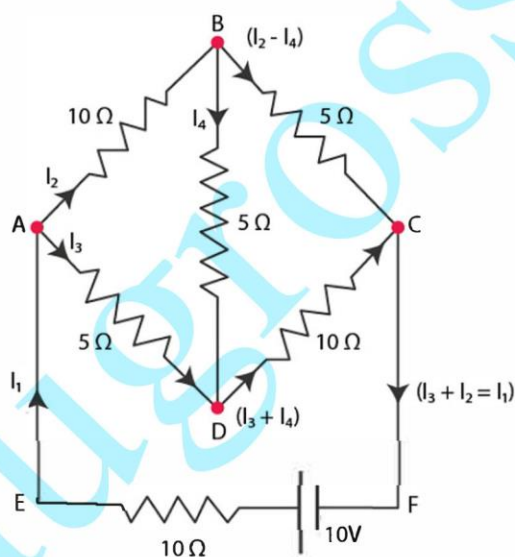
**Question 3.9 :**

Determine the current in each branch of the network shown in the figure:



**Answer 3.9 :**

The current flowing through various branches of the network is shown in the figure given below :



Let  $I_1$  be the current flowing through the outer circuit

Let  $I_2$  be the current flowing through AB branch

Let  $I_3$  be the current flowing through AD branch

Let  $I_2 - I_4$  be the current flowing through branch BC

Let  $I_3 + I_4$  be the current flowing through branch BD

Let us take closed-circuit ABDA into consideration, we know that potential is zero.

$$\text{i.e., } 10I_2 + 5I_4 - 5I_3 = 0$$

$$2I_2 + I_4 - I_3 = 0$$

$$I_3 = 2I_2 + I_4 \quad \dots\dots\dots \text{eq (1)}$$

Let us take closed circuit BCDB into consideration, we know that potential is zero.

$$\text{i.e., } 5(I_2 - I_4) - 10(I_3 + I_4) - 5I_4 = 0$$

$$5I_2 + 5I_4 - 10I_3 - 10I_4 - 5I_4 = 0$$

$$5I_2 - 10I_3 - 20I_4 = 0$$

$$I_2 = 2I_3 - 4I_4 \quad \dots \text{eq (2)}$$

Let us take closed circuit ABCFEA into consideration, we know that potential is zero.

$$\text{i.e., } -10 + 10(I_1) + 10(I_2) + 5(I_2 - I_4) = 0$$

$$10 = 15I_2 + 10I_1 - 5I_4$$

$$3I_2 + 2I_2 - I_4 = 2 \quad \dots \text{eq (3)}$$

From equation (1) and (2), we have :

$$I_3 = 2(2I_3 + 4I_4) + I_4$$

$$I_3 = 4I_3 + 8I_4 + I_4$$

$$-3I_3 = 9I_4$$

$$-3I_4 = +I_3 \quad \dots \text{eq (4)}$$

Putting equation (4) in equation (1), we have :

$$I_3 = 2I_2 + I_4$$

$$-4I_4 = 2I_2$$

$$I_2 = -2I_4 \quad \dots \text{eq (5)}$$

From the above equation, we infer that :

$$I_1 = I_3 + I_2 \quad \dots \text{eq (6)}$$

Putting equation (4) in equation (1), we obtain

$$3I_2 + 2(I_3 + I_2) - I_4 = 2$$

$$5I_2 + 2I_3 - I_4 = 2 \quad \dots \text{eq (7)}$$

Putting equations (4) and (5) in equation (7), we obtain

$$5(-2I_4) + 2(-3I_4) - I_4 = 2$$

$$-10I_4 - 6I_4 - I_4 = 2$$

$$17I_4 = -2$$

$$I_4 = -\frac{2}{17}A$$

Equation (4) reduces to

$$I_3 = -3(I_4)$$

$$I_3 = -3\left(-\frac{2}{17}\right) = \frac{6}{17}A$$

$$I_2 = -2(I_4)$$

$$I_2 = -2\left(-\frac{2}{17}\right) = \frac{4}{17}A \quad I_2 - I_4 = \frac{4}{17} - \frac{-2}{17} = \frac{6}{17}A \quad I_3 + I_4 = \frac{6}{17} - \frac{2}{17} = \frac{4}{17}A \quad I_1 = I_3 + I_2 \quad I_1 = \frac{6}{17} + \frac{4}{17} = \frac{10}{17}A$$

Therefore, current in each branch is given as :

$$\text{In branch } AB = \frac{4}{17}A$$

$$\text{In branch } BC = \frac{6}{17}A$$

$$\text{In branch } CD = \frac{-4}{17}A$$

$$\text{In branch } AD = \frac{6}{17}A$$

In branch  $BD = \frac{-2}{17} A$

Total current  $= \frac{4}{17} + \frac{6}{17} + \frac{-4}{17} + \frac{6}{17} + \frac{-2}{17} = \frac{10}{17} A$

**Question 3. 10 :**

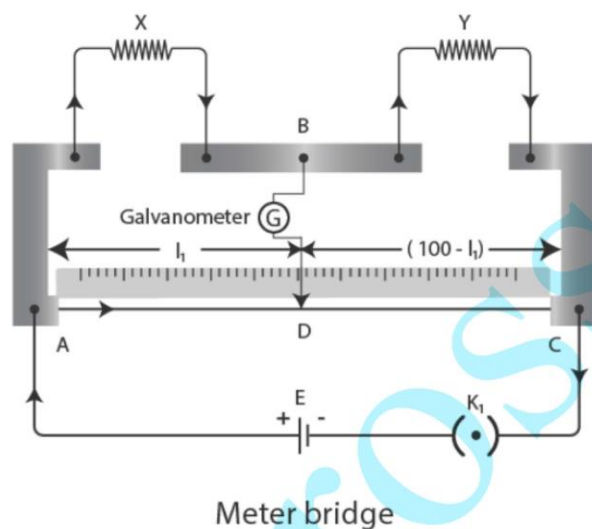
**A )** In a meter bridge given below, the balance point is found to be at 39.5 cm from the end A, when the resistor S is of  $12.5 \Omega$ . Determine the resistance of R. Why are the connections between resistors in a Wheatstone or meter bridge made of thick copper strips?

**B )** Determine the balance point of the bridge above if R and S are interchanged.

**C )** What happens if the galvanometer and cell are interchanged at the balance point of the bridge? Would the galvanometer show any current?

**Answer 3. 10 :**

A meter bridge with resistors M and N are shown in the figure.



( a ) Let  $L_1$  be the balance point from end A ,

Given that ,  $L_1 = 39.5$  cm

Given that resistance of the resistor N =  $12.5 \Omega$

We know that , condition for the balance is given by the equation :

$$\frac{M}{N} = \frac{100-L_1}{L_1} \quad M = \frac{100-39.5}{39.5} \times 12.5 = 8.2 \Omega$$

Thus calculated the resistance of the resistor M ,  $M = 8.2 \Omega$

**Question 3.11 :**

**A storage battery of emf 8.0 V and internal resistance  $0.5 \Omega$  is being charged by a 120 V dc supply using a series resistor of  $15.5 \Omega$ . What is the terminal voltage of the battery during charging? What is the purpose of having a series resistor in the charging circuit?**

**Answer 3.11 :**

Given :

The EMF of the given storage battery is  $E = 8.0$  V

The Internal resistance of the battery is given by  $r = 0.5 \Omega$

The given DC supply voltage is  $V = 120$  V

The resistance of the resistor is  $R = 15.5 \Omega$



Effective voltage in the circuit =  $V^1$

R is connected to the storage battery in series.

Hence, it can be written as

$$V^1 = V - E$$

$$V^1 = 120 - 8 = 112 \text{ V}$$

Current flowing in the circuit =  $I$ , which is given by the relation ,

$$I = \frac{V^1}{R+r} \quad I = \frac{112}{15.5+5} \quad I = \frac{112}{16} \quad I = 7 \text{ A}$$

We know that Voltage across a resistor R given by the product,

$$I \times R = 7 \times 15.5 = 108.5 \text{ V}$$

We know that ,

DC supply voltage = Terminal voltage + voltage drop across R

$$\text{Terminal voltage of battery} = 120 - 108.5 = 11.5 \text{ V}$$

A series resistor when connected in a charging circuit limits the current drawn from the external source.

The current will become extremely high in its absence. This is extremely dangerous.

**Question 3.12 :**

*In a potentiometer arrangement, a cell of emf 1.25 V gives a balance point at 35.0 cm length of the wire. If the cell is replaced by another cell and the balance point shifts to 63.0 cm, what is the emf of the second cell?*

**Answer 3.12 :**

Emf of the cell,  $E_1 = 1.25 \text{ V}$

The balance point of the potentiometer,  $l_1 = 35 \text{ cm}$

The cell is replaced by another cell of emf  $E_2$ .

New balance point of the potentiometer,  $l_2 = 63 \text{ cm}$

The balance condition is given by the relation ,

$$\frac{E_1}{E_2} = \frac{l_1}{l_2} \quad E_2 = E_1 \times \frac{l_2}{l_1} \quad E_2 = 1.25 \times \frac{63}{35} = 2.25 \text{ V}$$

**Question 3.13 :**

*The number density of free electrons in a copper conductor estimated in Example 3.1 is  $8.5 \times 10^{28} \text{ m}^{-3}$ . How long does an electron take to drift from one end of a wire 3.0 m long to its other end? The area of cross-section of the wire is  $2.0 \times 10^{-6} \text{ m}^2$  and it is carrying a current of 3.0 A.*

**Answer 3.13 :**

Given that Number density of free electrons in a copper conductor ,  $n = 8.5 \times 10^{28} \text{ m}^{-3}$

Let the Length of the copper wire be  $l$

Given ,  $l = 3.0 \text{ m}$

Let the area of cross – section of the wire be  $A = 2.0 \times 10^{-6} \text{ m}^2$

Value of the current carried by the wire,  $I = 3.0 \text{ A}$ , which is given by the equation,

$$I = n A e V_d$$

Where,

$e$  = electric charge =  $1.6 \times 10^{-19} \text{ C}$

$$V_d = \text{Drift velocity} = \frac{\text{Length of the wire}(l)}{\text{time taken to cover}(t)} \quad I = n A e V_d \quad t = \frac{n \times A \times e \times l}{I} \quad t = \frac{3 \times 8.5 \times 10^{28} \times 2 \times 10^{-6} \times 1.6 \times 10^{-19}}{3.0} \quad t = 2.7 \times$$

$$10^4 \text{ sec}$$